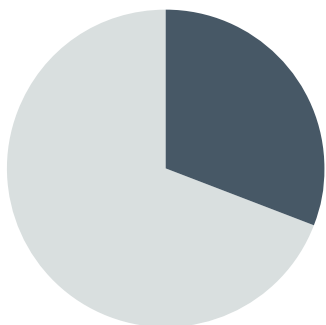


NEW SOUTH WALES



NSW GENERATED

33%

OF NATIONWIDE
REVENUE AND ATTENDANCE

REVENUE UP
22%
FROM 2017

ATTENDANCE UP
19%
FROM 2017



SHARE OF NATIONAL
POPULATION

32%

TOTAL REVENUE (TICKET SALES)
\$753,667,850



NSW SPENT **\$94 PER PERSON**
ON LIVE PERFORMANCE EVENTS

NATIONAL SPEND PER PERSON **\$86**

TOTAL ATTENDANCE (TICKETS ISSUED)
8,230,950



NEW SOUTH WALES



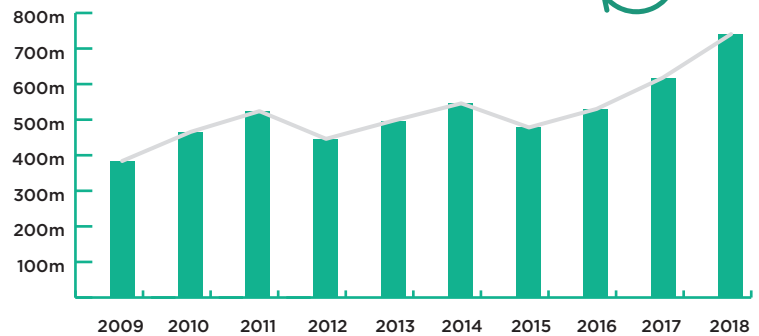
TOP 3 REVENUE

1. CONTEMPORARY MUSIC
\$340,686,456

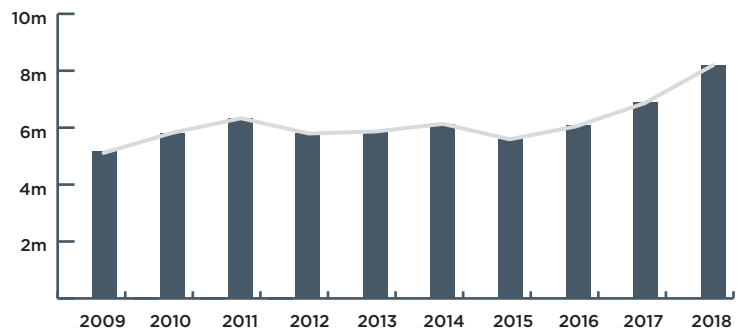
2. MUSICAL THEATRE
\$153,597,132

3. FESTIVALS (CONTEMPORARY MUSIC)
\$52,212,514

TOTAL REVENUE (2009-2018)



TOTAL ATTENDANCE (2009-2018)



TOP 3 ATTENDANCE

1. CONTEMPORARY MUSIC
3,200,941

2. MUSICAL THEATRE
1,423,492

3. THEATRE
681,994



NSW RECORDED THE HIGHEST REVENUE AND ATTENDANCE AMONGST ALL THE STATES AND TERRITORIES IN AUSTRALIA



NSW GENERATED **71%** OF NATIONWIDE OPERA REVENUE AND **66%** OF NATIONWIDE ATTENDANCE



FESTIVALS (MULTI CATEGORY) REVENUE INCREASED BY **134%** AND ATTENDANCE BY **30%**, WITH MAJOR EVENTS INCLUDING FALLS MUSIC & ARTS FESTIVAL AND VIVID FESTIVAL



COMEDY REVENUE INCREASED BY **47%** AND ATTENDANCE BY **79%**, WITH MAJOR EVENTS INCLUDING FOR THE LOVE OF MRS. BROWN, AND PERFORMERS SUCH AS KEVIN HART AND JIM JEFFERIES

