

ACT GENERATED

1%

OF NATIONWIDE
REVENUE AND ATTENDANCE



REVENUE UP
12%
FROM 2017




ATTENDANCE UP
13%
FROM 2017



SHARE OF NATIONAL
POPULATION

2%



TOTAL REVENUE (TICKET SALES)
\$27,848,747



ACT SPENT **\$66 PER PERSON**
ON LIVE PERFORMANCE EVENTS

NATIONAL SPEND PER PERSON **\$86**



TOTAL ATTENDANCE (TICKETS ISSUED)
405,899





TOP 3 REVENUE

1. CONTEMPORARY MUSIC

\$6,704,281

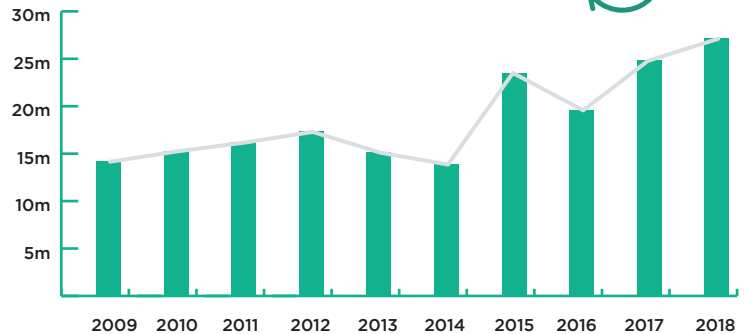
2. FESTIVALS (CONTEMPORARY MUSIC)

\$6,557,521

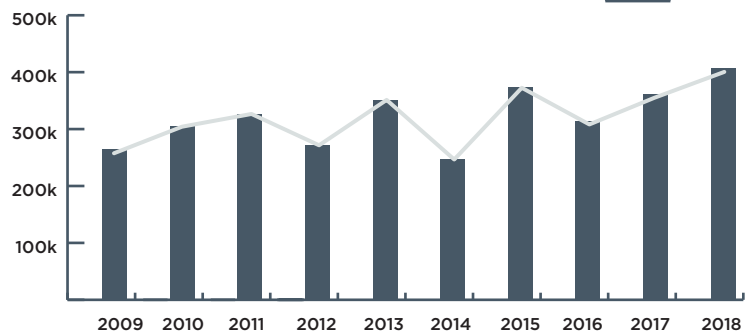
3. COMEDY

\$2,906,314

TOTAL REVENUE (2009-2018)



TOTAL ATTENDANCE (2009-2018)



TOP 3 ATTENDANCE

1. CONTEMPORARY MUSIC


103,480

2. FESTIVALS (CONTEMPORARY MUSIC)

60,016

3. CHILDREN'S/FAMILY

46,642



FESTIVALS (MULTI-CATEGORY) INCREASED IN REVENUE BY 1185% AND ATTENDANCE BY 1456%, PRIMARILY DRIVEN BY SHOWS SUCH AS *BLANC DE BLANC*, PERFORMED AS PART OF SPIEGELTENT CANBERRA

