

# AUSTRALIAN CAPITAL TERRITORY



**ACT GENERATED**  
**2%**  
**OF NATIONWIDE**  
**REVENUE AND ATTENDANCE**

**REVENUE DOWN**  
**17%**  
**FROM 2015**

**ATTENDANCE DOWN**  
**16%**  
**FROM 2015**



**SHARE OF NATIONAL**  
**POPULATION**

**2%**



**TOTAL REVENUE (TICKET SALES)**

**\$19,564,660**



**ACT SPENT \$38 PER PERSON**  
**ON LIVE PERFORMANCE EVENTS**  
**NATIONAL SPEND PER PERSON \$59**



**TOTAL ATTENDANCE (TICKETS ISSUED)**

**313,386**



## TOP 3 REVENUE

1. CONTEMPORARY MUSIC

**\$7,097,245**

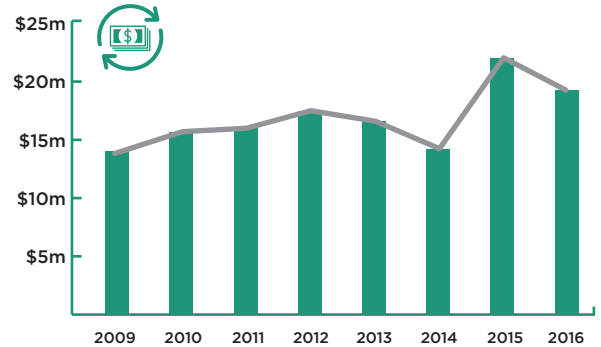
2. COMEDY

**\$2,266,127**

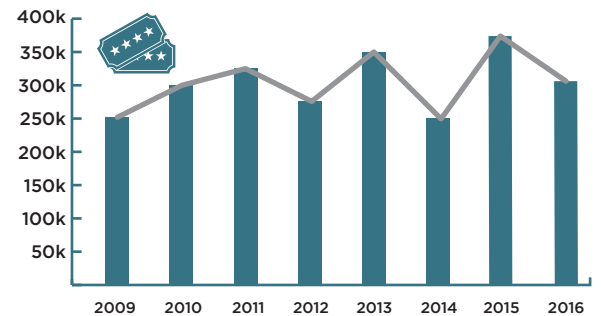
3. FESTIVALS (CONTEMPORARY MUSIC)

**\$1,978,885**

TOTAL REVENUE (2009-2016)



TOTAL ATTENDANCE (2009-2016)



## TOP 3 ATTENDANCE

1. CONTEMPORARY MUSIC


**90,544**

2. COMEDY

**36,312**

3. CHILDREN'S / FAMILY EVENTS

**30,970**



FESTIVALS (MULTI CATEGORY) INCREASED IN REVENUE BY **4038%** AND ATTENDANCE BY **1995%**, LARGELY DUE TO THE CONFLUENCE FESTIVAL OF INDIA AND RETURN OF THE FAMOUS SPIEGELTENT WHICH WAS LAST IN CANBERRA IN 2013



CONTEMPORARY MUSIC INCREASED IN REVENUE BY **102%** AND ATTENDANCE BY **55%**, IN PART DUE TO PERFORMANCES BY HIGH-PROFILE ARTISTS INCLUDING DELTA GOODREM, ROB THOMAS AND MORRISSEY